

US Stock Express

Daniel Yue

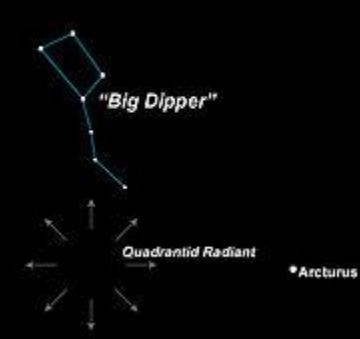
Email: info@ihandbook.orgwww.ihandbook.org©





Quadrantids
Metoer Shower

Northeast, After Midnight



EarthSky.org

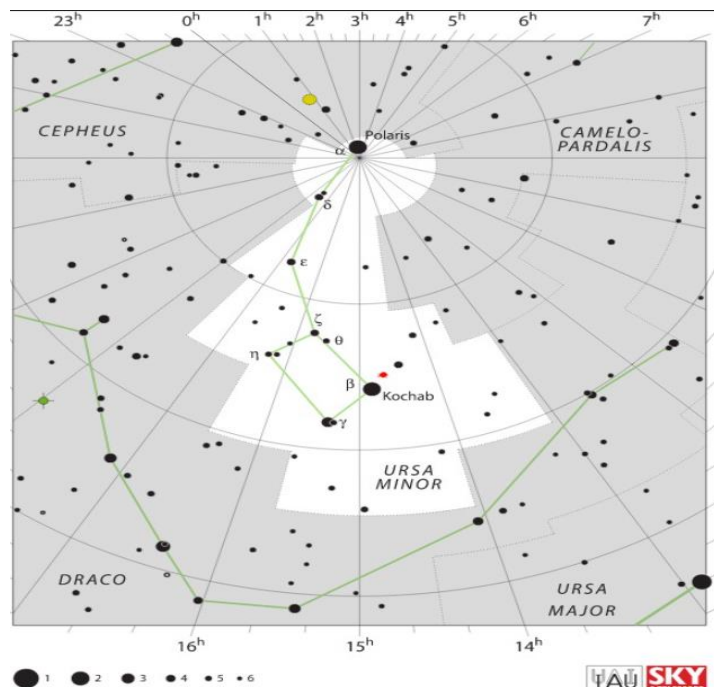
Quadrantids (QUA)	
Pronunciation	/kwoˈdræntədz/
Discovery date	1820s ^[1]
Parent body	2003 EH ₁
Radiant	
Constellation	Boötes
Right ascension	15 ^h 28 ^m ^[2]
Declination	+50° ^[2]
Properties	
Occurs during	December 28 – January 12 ^[2]
Date of peak	January 3 ^[2]
Velocity	41 ^[3] km/s
Zenithal hourly rate	120 ^[4]

Why I purchased VOO on market opening of Jan 13th (Mon)?

Why I re-purchased QQQ on Jan 15th (Wed)?

Because of the Quadrantids!

*Risk disclosure: Price can go up and down at any moment, trade and bear the risk according to your own capital;
All suggestions are for reference only, final decision still lies upon investors. Use free money only, never use money that has a deadline for trading.*




Ursids γ

Small Bear Meteor Shower

Even Beta Ursae Minoris occurs from Dec 17th - 26th, but there is still an Ursids γ from peaks at Jan 19th and Donald Trump opens a new era for US on Jan 20th.

Planetary Alignment in January 2025



6 planets in the planetary alignment in January 2025

A planetary alignment is taking place in the end of January, around January 21, 2025. In the evening, just after sunset, six planets — Mars, Jupiter, Uranus, Neptune, Venus, and Saturn — will align in the sky. Four of these planets (Mars, Jupiter, Venus, and Saturn) will be easily visible to the naked eye. You'll need a telescope or high-powered binoculars to see Neptune and Uranus. Now, let's take a closer look at the conditions for observing the planets.



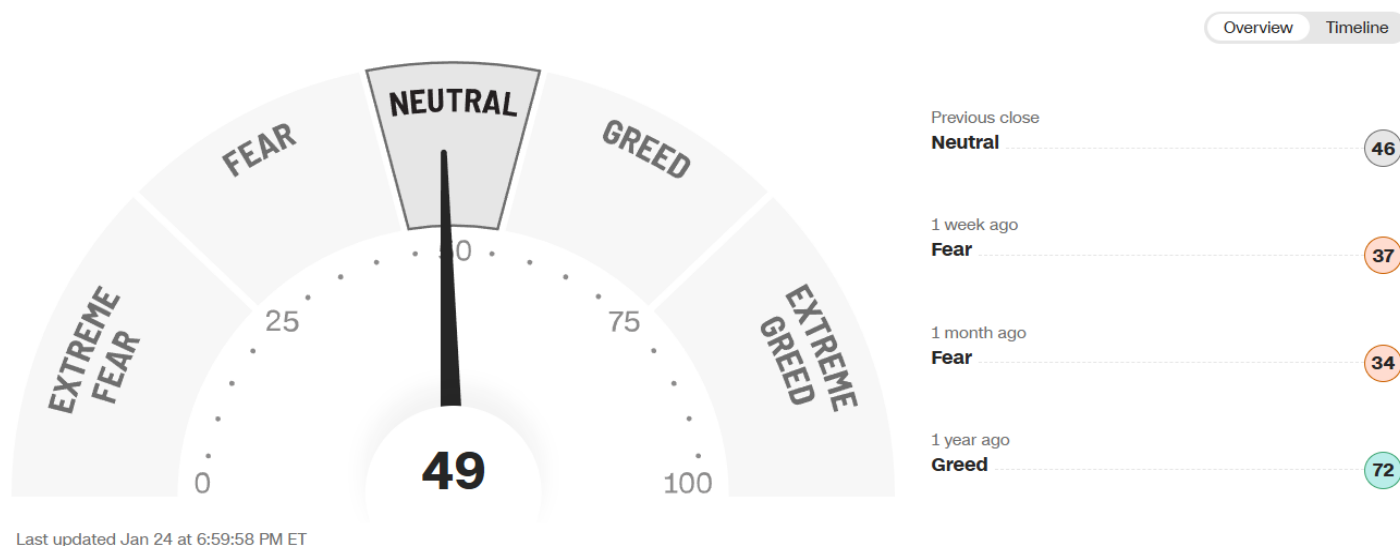
本周重要數據 Weekly Important Indicators

Date 日期	Day 星期	HK Time 時間	Star 重要性	Place 地區	Indicator	數據	Previous 前值	Expected 預期
27/1	(一)Mo	23:00	☆☆☆	US 美國	New Home Sales	新屋銷售	669K	664K
27/1	(一)Mo	23:30	☆☆☆	US 美國	Dallas Fed Index	達拉斯聯儲指數	+3.4%	+6.3%
28/1	(二)Tu	21:30	☆☆☆	US 美國	Durable Goods	耐用品訂單	0.1%	1.1%
28/1	(二)Tu	21:30	☆☆☆	US 美國	Durable Goods Core	耐用品訂單 核心	0.3%	0.1%
28/1	(二)Tu	21:55	☆☆☆	US 美國	Red Book	紅皮書	4.5%	4.5%
28/1	(二)Tu	22:00	☆☆☆	US 美國	Housing Price Index	房價指數	0.2%	0.4%
28/1	(二)Tu	22:00	☆☆☆	US 美國	S&P/Case Housing In	標普/Case 房價	+1.61%	+0.85%
28/1	(二)Tu	23:00	☆☆☆	US 美國	Altanla Now GDP	亞特蘭大 N GDP	-8.0%	3.0%
28/1	(二)Tu	23:00	☆☆☆	US 美國	Richmond Fed Index	里治蒙聯儲指數	-8	-10
28/1	(二)Tu	23:00	☆☆☆	US 美國	Consumer Confidence	消費者信心指數	105.9	104.7
29/1	(三)We	20:00	☆☆	US 美國	MBA Mortgage	MBA 抵押貸款	7.02%	+6.3%
29/1	(三)We	20:00	☆☆☆☆	US 美國	Trade Balance	貿易平衡	105.7B	103.5B
29/1	(三)We	21:30	☆☆☆	US 美國	Wholesale Inventory	批發庫存	0.1%	0.2%
29/1	(三)We	21:30	☆	CA 加國	Rate Decision	央行議息	3.25%	3.00%
30/1	(四)Th	21:30	☆☆☆☆☆	US 美國	PCE Core Q4	PCE 核心第 4 季	2.20	2.20
30/1	(四)Th	21:30	☆☆☆☆☆	US 美國	G D P	國內生產總值	2.7%	3.1%
30/1	(四)Th	21:30	☆☆☆☆☆	US 美國	G D P Deflator	GDP 平減指數	2.5%	1.9%
30/1	(四)Th	21:30	☆☆☆☆	US 美國	Initial Claims	初領失業救濟金	223K	228K
30/1	(四)Th	21:30	☆☆☆☆	US 美國	Continuous Claims	續領失業救濟金	1899K	1885K
30/1	(四)Th	21:30	☆☆☆	US 美國	Unfinished Home Sales	未完成房屋銷售	-1.0%	2.2%
30/1	(四)Th	23:30	☆☆☆	US 美國	EIA Gas	EIA 天然氣	+31BCF	+36BCF
31/1	(五)Fri	21:30	☆☆☆	US 美國	PCE Core Q4	PCE 核心第 4 季	+0.2%	+0.1
31/1	(五)Fri	21:30	☆☆☆	US 美國	Personal Income	個人所得	-1.1%	+0.2%
31/1	(五)Fri	21:30	☆☆	US 美國	Personal Output	個人支出	+0.4%	+0.3%
31/1	(五)Fri	22:45	☆☆☆	US 美國	Chicago PMI	芝加哥 PMI	40.6	36.9
29/1	(五)Fri	23:00	☆☆☆	US 美國	Pending Home Sales	成屋待完成銷售	-2.6%	-3.6%

Fear & Greed Index

What emotion is driving the market now?

[Learn more about the index](#)



North East West South is **NEWS**

U.S. President Donald Trump today issued an executive order banning the creation of central bank digital currencies, a move that has long been supported by congressional Republicans.

Meta, the US technology giant, plans to invest at least \$60 billion in artificial intelligence (AI) this year with the goal of becoming a leader, CEO Mark Zuckerberg said.

U.S. federal judge John Coughenour has ordered a stay on President Donald Trump's executive order ending birthright citizenship.

The second batch of four hostages released by Hamas returned to Israel.

U.S. President Trump signed an executive order on January 20, requiring that the "sell or ban" law on the short video social platform TikTok will not be enforced for the next 75 days. From January 20 to 22, the average number of daily active users of Small Red Book on mobile terminals in the United States dropped by about 17% compared with the previous week.



World Observation

DAY 1069

Russia / Ukraine Conflict

Donald Trump 2.0

(4) Great Single Project

In the Financial Tsunami of 2008, everyone was waiting for the coming of a new president which was Barrack Obama and see how he saves the economy. The Bush family was strong in fighting wars with allies of over 30 countries, and Bush himself was the highest commander in chief, no matter Bush Junior or Senior. They are weak in economy and that's why after Clinton won the election, he said *its economy, stupid*. This implies that if just after the World War II, everything was military, but now everything is economy. Obama shouted out *Change!* Everyone was waiting to see how he changes in economy, or how he saves US from the ruins of Financial Tsunami.

Now the \$500 Billion Star Gate project is said to be the largest single project ever made and announced on Jan 21, the Alignment of 6 planets which brings a new era to earth. It can even provide 100K jobs. Hang on! Do you still remember what Trump did in July 2017? Trump had a ground breaking ceremony of a factory in Wisconsin with the CEO of Foxconn Terry Guo and Governor of Wisconsin and is said to the 8th wonder of the world. The factory never completed and now even had to sell the land to others. He was teased by Biden and said where the factory is now. Later when TSMC established a group of factories in Arizona, Biden had not gone to the ground breaking ceremony. However on completion, he went to the opening ceremony on a day return basis and they started working at once.

Elon Musk afraid they do not have so much capital for it is not a state own company and no federal funding at all, they have to find their money on their own. They now confirmed they start working with \$100 Billion and will reach the target of \$500 in 2029. But Elon Musk afraid they only can pick up \$10 Billion and let's wide open our eyes and see what would happen next.

主要央行利率 Major Central Bank Rates 2025/01/24

國 家 Country	最新利率 Rate	先前變動 Change	變動日期 Date
美國 US	4.50% – 4.75%	-0.25	2024/11/08
歐洲 EU	3.00%	-0.25	2024/12/18
日本 Japan	0.50%	+0.25	2025/01/25
英國 UK	4.75%	-0.25	2024/11/08
澳洲 Australia	4.35%	+0.25	2023/11/07
紐西蘭 NZ	5.25%	-0.25	2024/08/14
加拿大 Canada	3.25%	-0.50	2024/12/11

利率變動通常於宣布後翌日實施，但歐洲央行則於一周後實施。

此表列出乃生效日期而非宣布日期。

Interest Rate changes normally come to effect the following day after announcement, but European Central Bank is one week after announcement. This table shows the effective day and not announcement date.

日本央行利率 Bank of Japan Rate

日期	基本利率	借貸利率
2025/01/25	0.50%	
2024/08/01	0.25%	
2023/03/20	0.10%	
2016/02/01	0.00%	
2010/10/05	0.00 - 0.01%	
2008/12/19	0.10%	
10/31	0.30%	
2007/02/21	0.50%	
2006/07/14	0.25%	
2001/09/20	0.10%	
03/01	0.25%	
02/13	0.35%	
01/04	0.50%	
2000/08/11	0.25%	
1999/02/12	0.00%	
1995/09/08	0.50%	0.75%
04/14	1.00%	1.25%
1993/09/21	1.75%	2.00%
02/04	2.50%	2.75%
1992/07/27	3.25%	3.50%
04/01	3.75%	4.00%
1991/12/31	4.50%	4.75%
11/14	5.00%	5.25%
07/01	5.50%	5.75%



Market Observation

Planetary
Alignment

Jan 21

Financial Astrology

When did the current Bull Market starts? In October 2022 where the Orion Meteor Shower brings in with the new and out with the old. The tragedy of Covid-19 passed away. Mind that UK is the first country that starts national inoculation and the first country that went back to normal. Asia nearly one year later. US stock market rises from ruins of Covid-19. On October 13th 2025, it formed the Head of an Inverted Head & Shoulders. This time is a genuine pattern and not a trap. On Oct 21st 2022, the end of that shower, it formed the left shoulder and started to pop up. NASDAQ formed an Ursa Major and Minor pattern and opens a new page for US stocks, the above had been written in The Express and also shown in YouTube Channel of that year.

On November 5th the day of general election, the winning of Donald Trump made S&P had a jumping gap started from 5783 points. The Quadrantids Meteor Shower started on Dec 28th to Jan 12th. Mind that S&P developed a fake Head & Shoulder to Jan 12th. Why it is a false pattern? See the multi right shoulder, the Handbook and Teaching Videos of how to tell a true pattern from fake pattern. On Jan 13th, it jumped down on market opening to 5782 points. Mind that on Jan 13th, the Fear & Greed Index went down to 23, it was shown in The Express of Jan 14th, and I said when it is under 25, it entered in Extremely Fear Zone which is also a buying signal and can start buying. Today is 49 already. A lot of people purchased at once on refilling the jumping gap and S&P started to rocket up till now.

On Jan 19th, the Biden era ends. The Ursa Minor generates an Ursids γ Meteor Shower. Donald Trump brings in a new era on Jan 20th and even a Congressman suggested they should amend the Constitution Law to let Trump had a 3rd term presidency. On Jan 21st, there is a 6 planetary alignment which denotes the advent of a new era, that is Donald Trump 2.0 era. The Star Gate project is announced. This is the largest single project ever and is up to \$500 Billion. Therefore Financial Astrology cannot stand alone, if you do not know how to distinguish a true pattern from false pattern its meaningless and no use at all. If you do not know what is happening under the sun and lives in a country where all outer news are banned, it is meaningless at all.