

US Stock Express

Daniel Yue

Email: info@ihandbook.org

www.ihandbook.org

©



Last 125.640 Change +1.550 (1.249%)

Updated: 2025/02/14 20:18 EST

ARK Next Generation Internet ETF (ARKW.US)

6 months (daily)

SMA(10):121.561 SMA(20):120.063 SMA(50):116.039 SMA(100):104.516 SMA(250):88.738

www.aastocks.com

14/02/2025 O:125.39 H:126.12 L:124.43 C:125.4



The rising power and anti-falling power of ARKW is much stronger than NASDAQ recently.

NASDAQ Last 20,026.77 Change +81.13 (0.41%)

Updated: 2025/02/14 16:00 EST

NASDAQ (NDX.US)

6 months (daily)

SMA(10):19703 SMA(20):19723 SMA(50):19661 SMA(100):19090 SMA(250):17751

www.aastocks.com

14/02/2025 O:19957 H:20046 L:19932 C:20024



Risk disclosure: Price can go up and down at any moment, trade and bear the risk according to your own capital;

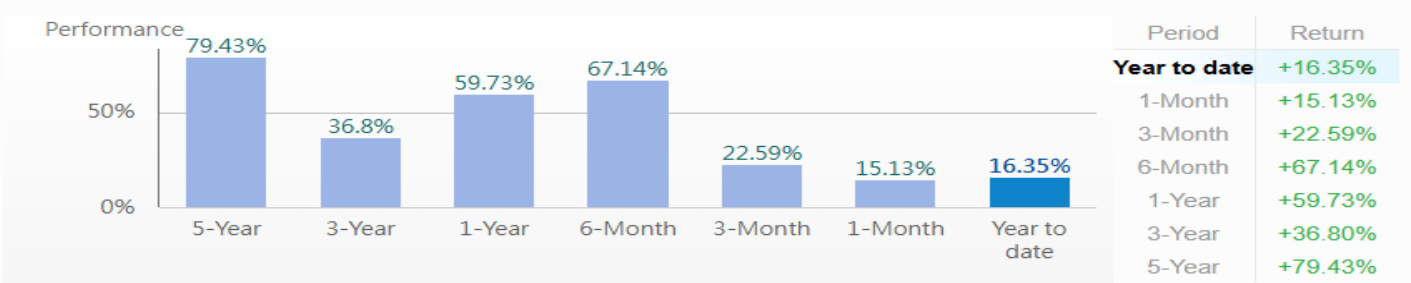
All suggestions are for reference only, final decision still lies upon investors. Use free money only, never use money that has a deadline for trading.

Top 25 Holdings

Updated: 2025/02/13

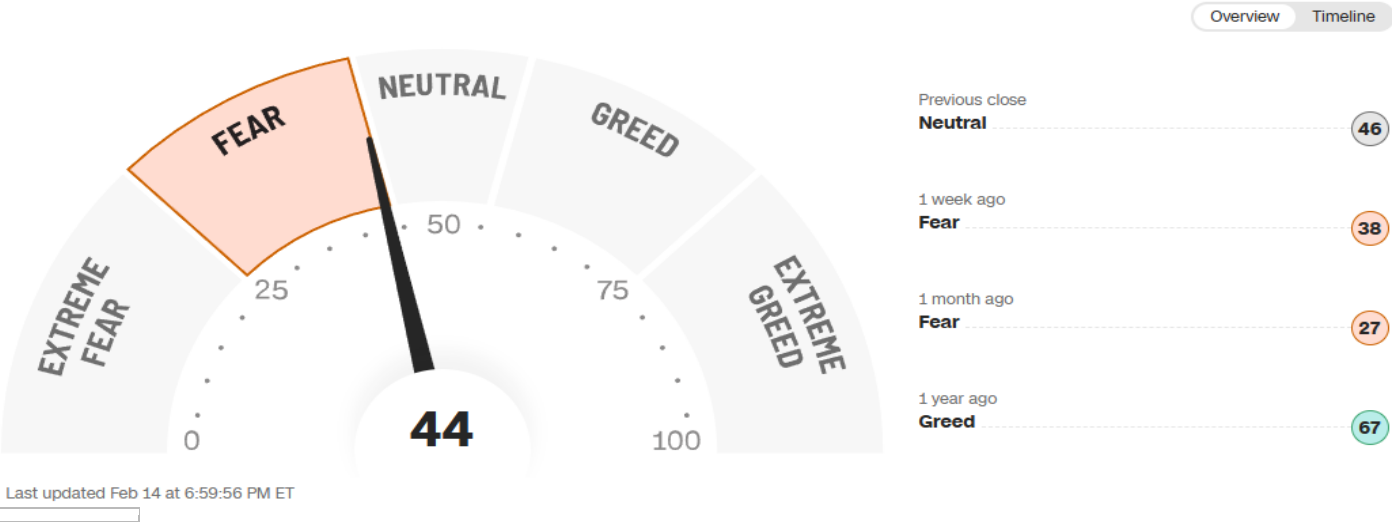
Stocks Name	Portfolio Weight (%)	Market Value(USD)	P/E	Sector
Ark Bitcoin Etf Holdco (Ark)	10.86	210.28M	N/A	
Tesla Inc	8.41	162.76M	N/A	Vehicles & Parts
Roku Inc Class A	7.63	147.81M	-19.77	Media-Diversified
Robinhood Markets Inc Class A	6.42	124.39M	40.80	Capital Markets
Roblox Corp Ordinary Shares - Class A	6.31	122.09M	-46.35	Interactive Media
Palantir Technologies Inc Ordinary Shares - Class A	5.79	112.12M	567.43	Software
Coinbase Global Inc Ordinary Shares - Class A	5.76	111.55M	26.33	Capital Markets
Meta Platforms Inc Class A	4.73	91.49M	29.93	Interactive Media
Shopify Inc Registered Shs -A- Subord Vtg	4.13	79.93M	N/A	
Block Inc Class A	4.02	77.93M	4,200.00	Software
CrowdStrike Holdings Inc Class A	2.22	43.04M	1,220.92	Software
DraftKings Inc Ordinary Shares - Class A	2.17	41.94M	-30.92	Travel & Leisure
Genius Sports Ltd	2.08	40.21M	-25.87	Interactive Media

Cumulative Performance²



Fear & Greed Index

What emotion is driving the market now?
[Learn more about the index](#)



重要數據

Important indicators

Date 日期	Day 星期	HK Time 時間	Star 重要性	Place 地區	Indicator	數據	Previous 前值	Expected 預期
18/2	(二)Tue	11:30	☆	AU 澳洲	Interest Rate Decision	央行議息	4.35%	4.10%
18/2	(二)Tue	18:00	☆☆☆	EU 歐盟	ZEW	ZEW 景氣指數	24.3	18.0
18/2	(二)Tue	21:30	☆☆☆	US 美國	New York Mfg Index	紐約製造業指數	-1.10	-12.6
18/2	(二)Tue	23:00	☆☆	US 美國	NAHB Index	房屋市場指數	47	47

North

East

West

South

is

NEWS

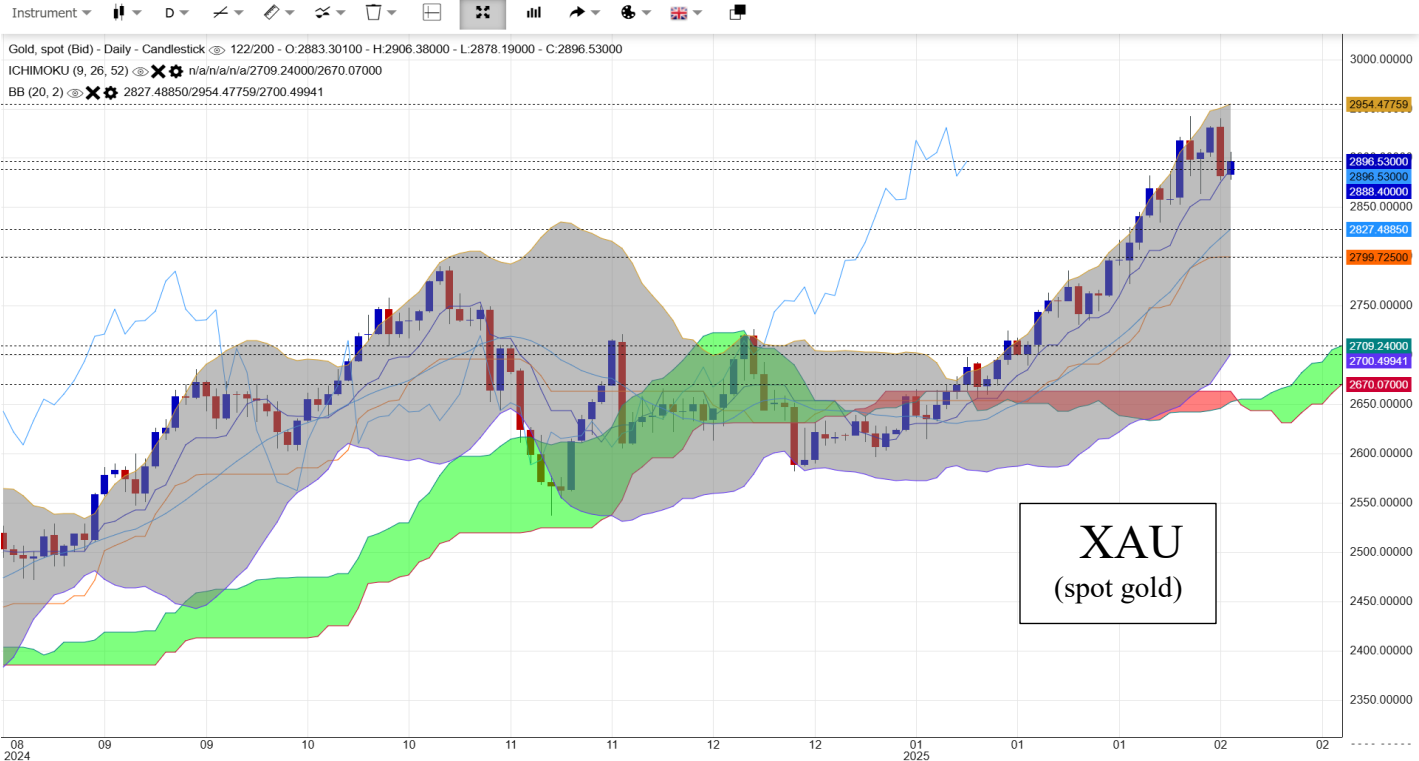
British Prime Minister Keir Starmer said he was ready to send troops to Ukraine if necessary to help ensure the security of Britain and Europe.

US President Trump accused Taiwan of snatching the US semiconductor chip business and hoped to impose a 100% tariff on all semiconductors and chips manufactured outside the United States, forcing technology companies to move their production lines back to the United States.

Elon Musk previously proposed to acquire OpenAI for \$97.4 billion. However, OpenAI's board of directors announced that all members unanimously rejected the proposal.

After US President Trump canceled the tariff-free policy for small packages from China, Shein, a large Chinese online shopping platform giant, saw its sales in the United States fall by 41%, while Temu's sales fell by 32% during the same period.

U.S. President Donald Trump said today he intends to impose tariffs on imported cars around April 2.



After Trump won the General Election, gold price had a continuous growth and record high.



World Observation

DAY 1091

Russia / Ukraine Conflict

Donald Trump 2.0 (19) Ending the Ukrainian War

One of the most famous promise of Donald Trump in the General Election was that he could end the Ukrainian War in 24 hours. Regretfully, this could not come true. Russia started their Special Military action on 22nd Feb 2022. At once it was condemned by United Nation as invasion by two third of the members. The first hope of peace was on the Victory Day of Russia on May 9th, but failed. Later concentration was on the counter attack of Ukraine, but progress was quite slow.

In July 2024, Putin send a special ambassador using his Air Force One to fly to Washington DC to disclose his plan of peace, which meant he already took a great step backward, but still no compromise yet. Shortly after Trump won the General Election, his assistant disclosed his plan for peace was to stop fighting at current borderline and the occupied land will be taken over by United Nations and after several years would have a monitored referendum to let citizens to back to Russia or Ukraine as they like. But no further news concerning this later.

Last week, reliable sources said the peace plan of Trump was to ask a total surrender of Ukraine, giving up all their fighting lands, and dissolve their army. Russia can get everything and Ukraine cannot get anything. Public opinion strongly blamed Trump and he at once turned around. Vice President Vance at once said would not eliminate the chance of sending US troops to the war. British Prime Minister Keir Starmer also stated he would send UK troops when necessary.

Now what Trump thinks is that Europe should take more responsibility in budget, weapons and troops and should not rely on US only. What Europe wants is that US still should be the leader of the world, no matter in soft power or hard power, no matter in economy, military, technology, and international image of justice, freedom and democracy and should not bent to Russia or China. It is US should save the world and Europe should help them. What Russia really wants is that US and Europe pushes the responsibility to the opposite side.

Last 479.590 Change -0.900 (0.187%)

Updated: 2025/02/14 20:18 EST

Berkshire Hathaway Inc. New (BRK.B.US)

AASTOCKS.com Copyright © 2025

3 year (daily)

14/02/2025 O:481.47 H:484.55 L:479.45 C:479.5

SMA(10):473.038 SMA(20):470.269 SMA(50):462.04 SMA(100):462.088 SMA(250):437.543
www.aastocks.com

BRKB



The rise of Nasdaq recently is stronger than BRK.B

NASDAQ Last 20,026.77 Change +81.13 (0.41%)

Updated: 2025/02/14 16:00 EST

NASDAQ (NDX.US)

AASTOCKS.com Copyright © 2025

3 year (daily)

14/02/2025 O:19957 H:20046 L:19932 C:20024

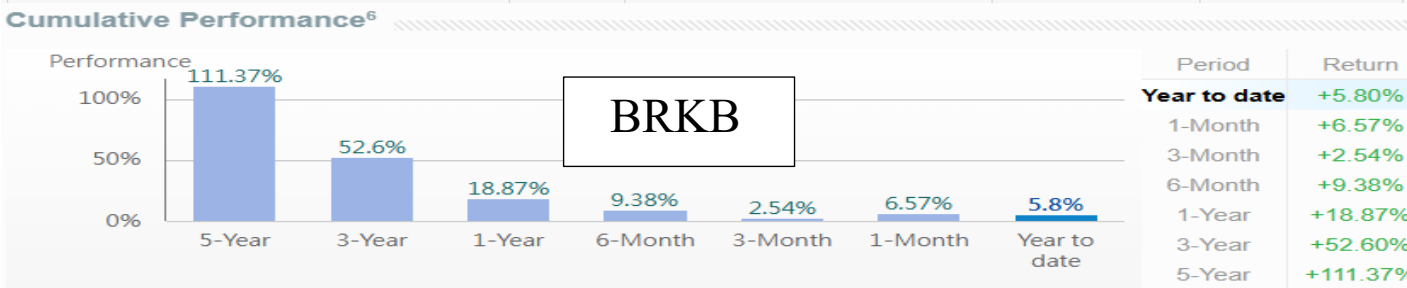
SMA(10):19703 SMA(20):19723 SMA(50):19661 SMA(100):19090 SMA(250):17751
www.aastocks.com

NASDAQ



Warren Buffett Portfolio

Company	Ticker	Market value as of 31 December, 2024	Number of shares	% of total portfolio
APPLE INC (COM)	AAPL	75,126,000,000	300,000,000	28.12%
AMERICAN EXPRESS CO (COM)	AXP	44,996,540,000	151,610,700	16.84%
BANK OF AMERICA CORP (COM)	BAC	29,896,267,000	680,233,587	11.19%
COCA COLA CO (COM)	KO	24,904,000,000	400,000,000	9.32%
CHEVRON CORP (COM)	CVX	17,179,549,000	118,610,534	6.43%
OCCIDENTAL PETROLEUM (COM)	OXY	\$13,053,055,000	264,178,414	4.89%
MOODYS CORP (COM)	MCO	11,677,933,000	24,669,778	4.37%
KRAFT HEINZ CO (COM)	KHC	10,000,245,000	325,634,818	3.74%
CHUBB LIMITED (COM)	CB	7,469,435,000	27,033,784	2.80%
DAVITA HEALTHCARE PARTNERS (COM)	DVA	5,398,092,000	36,095,570	2.02%
KROGER CO. (COM)	KR	3,057,500,000	50,000,000	1.14%
VERISIGN INC (COM)	VRSN	2,746,661,000	13,271,457	1.03%
SIRIUS XM HOLDINGS INC (CL A)	SIRI	2,678,283,000	117,468,573	1.00%
VISA INC (COM CL A)	V	2,622,329,000	8,297,460	0.98%



主要央行利率 Major Central Bank Rates 2025/02/07

國家 Country	最新利率 Rate	先前變動 Change	變動日期 Date
美國 US	4.25% – 4.50%	-0.25	2024/12/10
歐洲 EU	2.75%	-0.25	2025/02/05
日本 Japan	0.50%	+0.25	2025/01/25
英國 UK	4.50%	-0.25	2025/02/07
澳洲 Australia	4.35%	+0.25	2023/11/07
紐西蘭 NZ	5.25%	-0.25	2024/08/14
加拿大 Canada	3.00%	-0.25	2025/01/30

利率變動通常於宣布後翌日實施，但歐洲央行則於一周後實施。

此表列出乃生效日期而非宣布日期。

Interest Rate changes normally come to effect the following day after announcement, but European Central Bank is one week after announcement. This table shows the effective day and not announcement date.



Market Observation

God & Goddess Of Stocks

NASDAQ 100
22,114.69
NASDAQ Composite
20,026.77

Warren Buffet is known as Wizard of Omaha, or the greatest investor of the world. In Hong Kong, he is known as God of stocks and Cathy Wood is Goddess of stocks. Let's take a look at their ETFs.

The market continues to go up and the highest point of S&P last Friday is 6127.47, just 0.71 points under the record high of 6128.18 made in Jan 24th. When chasing high at this level is very risky for the market has been rising for two and a half year without prominent adjustment. If you do not buy, when it surges high you will regret very much. But if you chase high, everyone knows the tariff war is going furiously. But no one know what would happen next. The market keeps going up and seemed indifference to tariff war. May be on other items are not so important, but if on semiconductor, very hard to say.

So if we buy the ARKW of Cathy Wood, Goddess of Stocks, its performance it better than NASDAQ, no need to afraid the sudden fall of NVDA, TSLA and TSM. But when buying the BRK.B of Warren Buffet, recently is not so good, why? He is 95 years of age this year and people said most of the trading is done by his successor and not himself. He sold out AAPL and TSM too early and missed the chance. But anyway buying these two stocks can stably facing the rise and fall of the market. For they are actually a basket of stocks and would not affected by any single news like sanction of NVDA, competition of TSLA, and lawsuit of GOOG. Tomorrow will talk about some high dividend stocks to face the turmoil of market. The merge of INTC and TSM will be talked about tomorrow.