

# US Stock Express

Daniel Yue

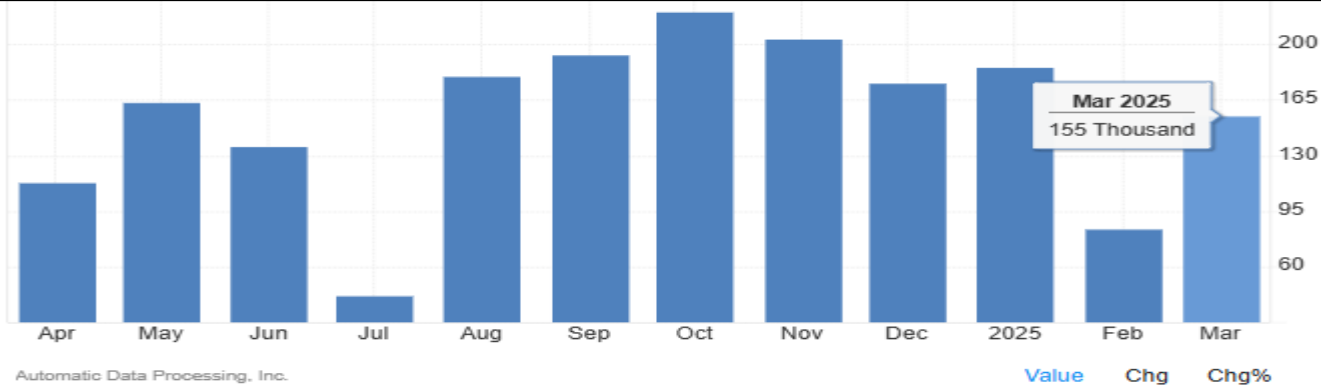
Email: info@ihandbook.org

www.ihandbook.org

©



## ADP Small Non Farm



Calendar	GMT	Reference	Actual	Previous	Consensus	TEForecast
2025-03-05	01:15 PM	Feb	77K	186K	140K	160.0K
2025-04-02	12:15 PM	Mar	155K	84K	105K	60.0K
2025-04-30	12:15 PM	Apr		155K		

Related	Last	Previous	Unit	Reference
ADP Employment Change	155.00	84.00	Thousand	Mar 2025
Challenger Job Cuts	172017.00	49795.00	Persons	Feb 2025
Continuing Jobless Claims	1856.00	1881.00	Thousand	Mar 2025
Initial Jobless Claims	224.00	225.00	Thousand	Mar 2025
JOLTs Job Openings	7568.00	7762.00	Thousand	Feb 2025
Non Farm Payrolls	151.00	125.00	Thousand	Feb 2025
Unemployment Rate	4.10	4.00	percent	Feb 2025

Risk disclosure: Price can go up and down at any moment, trade and bear the risk according to your own capital;  
All suggestions are for reference only, final decision still lies upon investors.

North East West South is NEWS

The U.S. Department of Defense said Washington was expanding its aircraft carrier presence in the Middle East and that the nuclear-armed USS Carl Vinson would work alongside the USS Harry S. Truman to "continue to promote regional stability, deter aggression, and protect the free flow of commerce in the region."

The United States held two federal congressional by-elections in Florida today. After U.S. media reported that the Republican candidates had won, President Trump wrote that they had "won a big victory."

Israeli troops have once again attacked the suburbs of the Lebanese capital Beirut. Meanwhile, the Israeli military continues its operations in the Gaza Strip.

US President Trump said that TikTok's parent company ByteDance will reach a sales agreement by April 5, 2025.

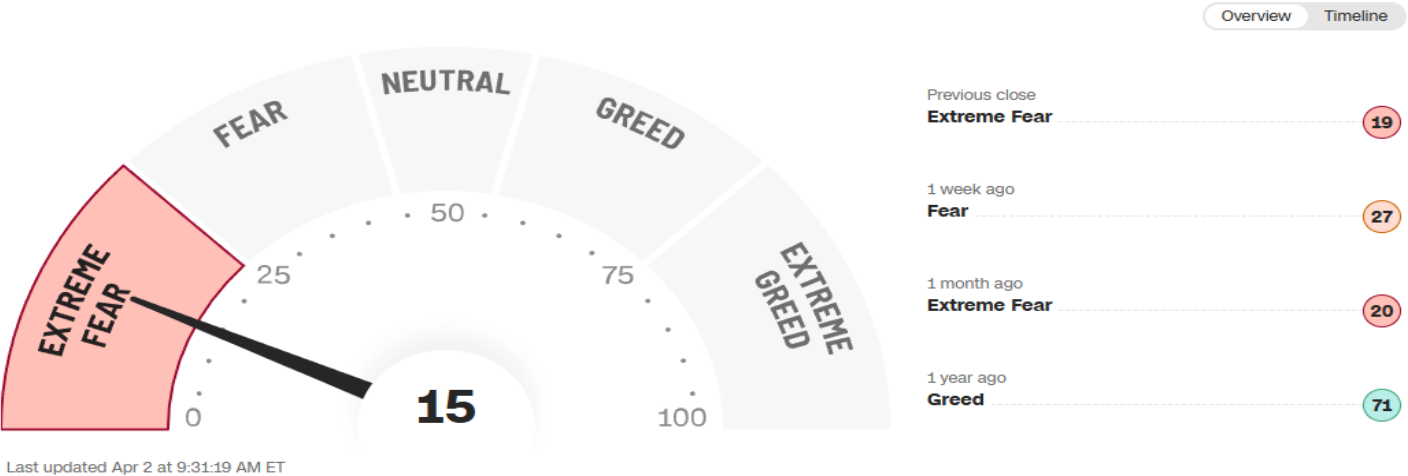
Wall Street giants Goldman Sachs and Morgan Stanley recently expressed optimism about China's leading prospects in AI technology.

重要數據 Important indicators

Date 日期	Day 星期	HK Time 時間	Star 重要性	Place 地區	Indicator	數據	Previous 前值	Expected 預期
3/4	(四)Thu	20:30	☆☆☆☆	US 美國	Initial Claims	初領救濟金人數	224K	226K
3/4	(四)Thu	20:30	☆☆☆☆	US 美國	Continuous Claims	續領救濟金人數	1856K	1860K
3/4	(四)Thu	20:30	☆☆☆☆	US 美國	Initial Claims	貿易收支	-121.50B	-131.40B
3/4	(四)Thu	21:45	☆☆☆☆	US 美國	S&P Global PMI	S&P 綜合 PMI	53.5	51.6
3/4	(四)Thu	21:45	☆☆☆☆	US 美國	S&P Service PMI	S&P 服務 PMI	53.5	51.6
3/4	(四)Thu	22:30	☆☆☆☆	US 美國	EIA Gas	EIA 天然氣	37B	35B

Fear & Greed Index

What emotion is driving the market now?  
[Learn more about the index](#)




# The Richest People



Fortune, Forbes, Bloomberg.

<https://worldstatistics.net/the-richest-people-in-the-world-in-2025/>



## World Observation

Day 1135  
Russia/Ukraine Conflict

# Tariff of President Hoover

Recently, a lot of people compare the tariff policy of Donald Trump and President Herbert Hoover. Why is it so horrible? Because it triggered the Great Depression of 1930s, the greatest recession ever in American history.

In the 2008 Financial Tsunami, the writer also compared that Financial Crisis with the Great Depression of 1930s and quoted the conclusion of historian. The real far factor of World War II is the Great Depression of 1930s. It is not just a depression in the US but spread worldwide. Thus led to the military action of Japan and Germany. The 1930 Great Depression was caused by several factors, one of the major factors was the tariff.

So what's the difference between 100 years ago and now? Hoover is the only US president that can speak fluent Mandarin, therefore his policies was pro-China and not against China. At that time, China was ruled by Nationalist government which now driven to Taiwan. The Smoot-Hawley Tariff Act in 1930 was passed by the Congress and Hoover has the right to reject or accept. Now nothing is passed by Capitol Hill, everything was decided by King Donald. According to the record of these two and a half months, he can up-date, up-hour, up-minute and up-second it as he likes.

So when harder terms come, people expect Trump would adjust them very soon or several months later, when the condition is unfavorable, they also expect Trump would adjust a bit. This is the major difference between the 1930 Great Depression and nowadays.



## Market Observation

USD Index  
103.75

## Fear & Greed Index

How to use the Fear & Greed Index for buying the stocks?

It is very simple based upon the Motto of Warren Buffet, *“to be fearful when others are greedy and to be greedy only when others are fearful.”*

When it enters the Extreme Fear Zone, that is 25 points, get ready your cash for buying. When it is under 20, do the first buying, when under 15 do the second buying. But for the third buying may not be 10, just 10-12, for it seldom goes under 10.

That is they buying should prepare well for the second time and third time, for it is very hard to catch the bottom. Or use the 250-SMA and buy when under it. For most of the time the US stock market is running above this line, so when under it is the best time for buying.