

# US Stock Express

Daniel Yue

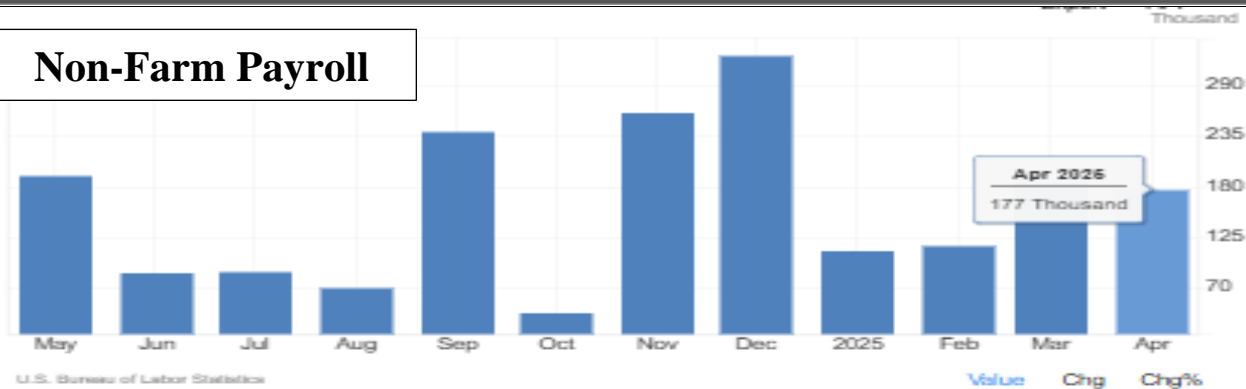
Email: [info@ihandbook.org](mailto:info@ihandbook.org)

[www.ihandbook.org](http://www.ihandbook.org)

©



## Non-Farm Payroll



Calendar	GMT	Reference	Actual	Previous	Consensus	TEForecast
2025-04-04	12:30 PM	Mar	228K	117K	135K	100.0K
2025-05-02	12:30 PM	Apr	177K	185K	130K	140K
2025-06-06	12:30 PM	May		177K		130.0K



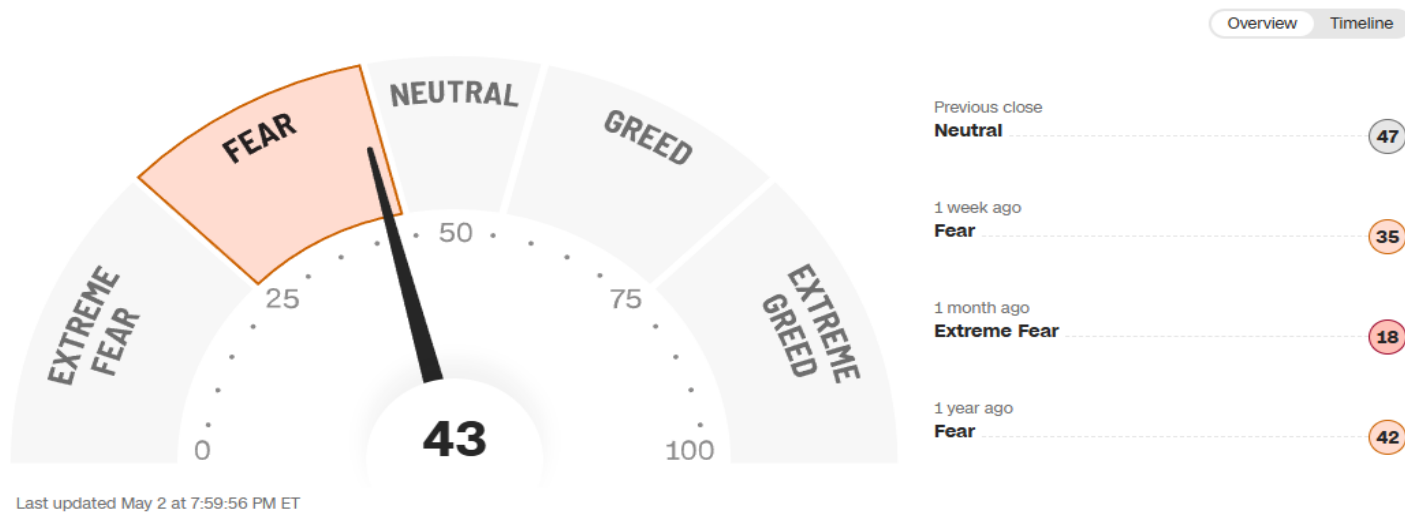
Components	Last	Previous	Unit	Reference
Government Payrolls	10.00	15.00	Thousand	Apr 2025
Manufacturing Payrolls	-1.00	3.00	Thousand	Apr 2025
Nonfarm Payrolls Private	167.00	170.00	Thousand	Apr 2025

Related	Last	Previous	Unit	Reference
ADP Employment Change	62.00	147.00	Thousand	Apr 2025
Average Hourly Earnings MoM	0.20	0.30	percent	Apr 2025
Average Hourly Earnings YoY	3.80	3.80	percent	Apr 2025
Average Weekly Hours	34.30	34.30	Hours	Apr 2025
Challenger Job Cuts	105441.00	275240.00	Persons	Apr 2025
JOLTs Job Openings	7192.00	7480.00	Thousand	Mar 2025
Participation Rate	62.60	62.50	percent	Apr 2025
Non Farm Payrolls	177.00	185.00	Thousand	Apr 2025
Unemployment Rate	4.20	4.20	percent	Apr 2025

# Fear & Greed Index

What emotion is driving the market now?

[Learn more about the index](#)



## North East West South is NEWS

Reporters Without Borders has warned that under President Donald Trump's second term, there has been a "worrying deterioration in press freedom" in the United States and that the plight of independent journalists around the world has reached "unprecedented" levels. The journalistic environment is poor in half of the world's countries, and only less than a quarter of the countries have a decent condition.

China's Ministry of Commerce said that China is evaluating the US proposal to negotiate on tariffs, but also warned the US that "if you want to talk, you should show your sincerity." Trump has repeatedly claimed recently that China has taken the initiative to contact China on negotiating tariffs. He also said that he believes "there is a very good chance that we will reach an agreement."

The Trump administration on Monday unveiled a proposal to cut NASA's 2026 budget by nearly a quarter, slashing science and climate programs and placing a primary focus on manned missions to the moon and Mars.


The United States will hold a military parade on President Trump's 79th birthday, which will be on the 14th of next month. To celebrate the 250th anniversary of the founding of the U.S. Army on June 14, President Trump will hold a military parade. The last large-scale military parade held by the United States was in 1991, when it celebrated the end of the Persian Gulf War.

American CIA released a Chinese video of recruiting spies from high rank and basic ranking official to work for them.

## ***Press Freedom Index 2025***

Country	Rank (2025)	Change in rank vs 2024	2025 classification	2024 classification
Norway	1	0	Good	Good
Estonia	2	4	Good	Good
Netherlands	3	1	Good	Good
Sweden	4	-1	Good	Good
Finland	5	0	Good	Good
Denmark	6	-4	Good	Good
Ireland	7	1	Good	Good
Portugal	8	-1	Satisfactory	Good
Switzerland	9	0	Satisfactory	Satisfactory
Czechia	10	7	Satisfactory	Satisfactory
Germany	11	-1	Satisfactory	Satisfactory
Liechtensein	12	3	Satisfactory	Satisfactory
Luxembourg	13	-2	Satisfactory	Satisfactory
Lithuania	14	-1	Satisfactory	Satisfactory
Latvia	15	-3	Satisfactory	Satisfactory
New Zealand	16	3	Satisfactory	Satisfactory
Iceland	17	1	Satisfactory	Satisfactory
Belgium	18	-2	Satisfactory	Satisfactory
Trinidad and Tobago	19	6	Satisfactory	Satisfactory
United Kingdom	20	3	Satisfactory	Satisfactory

<https://pressgazette.co.uk/news/rsf-moves-downgrades-global-press-freedom-index-to-all-time-loe/>



## World Observation

Day 1167  
Russia/Ukraine Conflict

# Press Freedom Index

The Press Freedom Index 2025 is released, Norway got the championship. Congratulations! The topmost countries are all European countries. Among the G7, Germany got the highest ranking which is 11<sup>th</sup> in the world. The rearmost countries are as before, nothing special. On the whole, only a quarter of the world conditions are in decent condition. It makes people worry.

But investors may ask, what's the meaning to me? I am not going to have immigration to Norway. We are in a world of unrestricted warfare, every investment needs to face fake news, misleading and exaggerated news. So which is news is genuine? Which news is correct and accurate? Which news will bring you wealth?

No matter in trade war, military war, intellectual property war, AI war, each side will say they are the only side of justice and righteousness, the other side is a devil or just a fool. The one that can evaluate properly and accurately will be the winner of the market. The more information you can get, the wider scope of analysis you can have. So for every news, there are a lot of angles and a lot of reporters from various sides.

When two countries are quarreling with each other, small potatoes like individual investors seemed cannot do anything, which side is correct or wrong would not have any impact upon me at once. But if you invest in the financial market according to deep and unique understanding, you can earn a lot on your own evaluation. No need to be involved in their quarreling, no need to tell others who is right and who is wrong, just tell yourself you can earn a lot from correct and accurate evaluation because you grasp hold the correct and genuine information that other unable to do so. That is why the writer can purchased on April 7<sup>th</sup>, the bottom of this wave. This chance only happened 4 times in the past 25 years which is 6,000 trading days. The rest 3 bottoms are Covid of 2020, Financial Tsunami of 2008, and 9/11 terror attack of 2001.

**S&P 500** Last 5,686.67 Change +82.53 (1.47%)

Updated: 2025/05/02 16:03 EDT

**S&P 500 (SPX.US)**

6 months (daily)

SMA(10):5478

www.aastocks.com

AASTOCKS.com Copyright ©

02/05/2025 O:5646 H:5701 L:5642 C:5687

**S & P 500****NASDAQ** Last 17,977.73 Change +266.99 (1.51%)

Updated: 2025/05/02 16:00 EDT

**NASDAQ (NDX.US)**

6 months (daily)

SMA(10):17139

www.aastocks.com

AASTOCKS.com Copyright ©

02/05/2025 O:17869 H:18049 L:17812 C:17973

**N A S D A Q**



本周重要數據 Weekly Important indicators

Date 日期	Day 星期	HK Time 時間	Star 重要性	Place 地區	Indicator	數據	Previous 前值	Expected 預期
5/5	(一)Mo	22:00	☆☆☆	US美國	S&P PMI Comp	S&P 綜合PMI	51.2	53.5
5/5	(一)Mo	22:00	☆☆☆	US美國	Employment Trend	就業趨勢指數	51.4	54.4
6/5	(二)Tu	20:30	☆☆☆☆	US 美國	Export	出口數字	278.50B	240.2B
6/5	(二)Tu	20:30	☆☆☆☆	US 美國	Import	入口數字	401.10B	380.50B
6/5	(二)Tu	20:30	☆☆☆☆	US 美國	Trade Balance	貿易收支	-124.70B	-122.70B
6/5	(二)Tu	22:00	☆☆☆	US 美國	IBD/TPP Index	IBD/TPP 經濟指數	47.8	49.1
7/5	(三)We	17:00	☆☆	EU 歐盟	Retail Sales	零售銷售	+2.3%	+0.5%
7/5	(三)We	19:00	☆☆☆	US 美國	MBA Mortgage	MBA 抵押貸款	+1.6%	+1.5%
7/5	(三)We	22:30	☆☆☆	US 美國	EIA Petroleum	EIA 原油庫存	+8991K	1500K
7/5	(三)We	26:00	☆☆☆☆☆	US 美國	FOMC	聯儲議息	4.5%	4.5%
8/5	(四)Th	19:30	☆☆	US 美國	Challenger Job Cut	裁員人數	+266%	1,750%
8/5	(四)Th	20:30	☆☆☆	US 美國	Non-Farm Productivity	非農業生產力	-0.4%	1.5%
8/5	(四)Th	20:30	☆☆☆	US 美國	Unit Labor Cost	單位勞工成本	5.3%	2.2%
8/5	(四)Th	20:30	☆☆☆☆	US 美國	Initial Claims	初領失業救濟金	241K	240K
8/5	(四)Th	20:30	☆☆☆☆	US 美國	Continuous Claims	續領失業救濟金	1916K	1921K
9/5	(五)Fr	14:00	☆	UK英國	Industrial Production	工業生產指數	0.1%	0.1%
9/5	(五)Fr	20:30	☆☆	CA加國	Unemployment	失業率	6.7%	6.7%





## Market Observation

### **Bull Market Signal**

**PLTR**

**\$124.280**

**+\$8.080**

**(6.954%)**

Even statistics shown that in most of the time in May, stock market will fall, but I already said Buy in May instead of Sell in May. S&P just gone up above the year line of 250-SMA clearly, NASDAQ not yet but not so far away. DJIA follows closely. Of course this is a line with certain resistance and is believed to overcome soon. Simply because the Sino-US trade talk is in good expectation even both sides stood so firm in the past weeks, but still some progress can be seen. Just see whether you can observe the correct news.

This buying signal of going above the 250-SMA superseded all statistics in the past. Why we use chart analysis, people said simply it is part of statistics, and now we do not believe in statistics. No! Superficially, the basic concept of statistics is to find out what will occur most and let us follow the trend, but the highest class of statistics is to find out the exception, that is what seldom happened but will happen right now.

Follow the trend is basic statistics, finding the exception is the higher class of statistics.

Why I said investors can hold PLTR, TEM, SOFI and DXYZ until the landing of Mars, I have been talking this for nearly a month. Please listen to what Donald Trump said. He would cut all research program in NASA, and only concentrate on Landing of Mars.

His words come out too late, I already talked about the Landing of Mars one month ago when the market was in the very bottom. But if your target is in 2029 or 2030, you can still buy now and you will follow Warren Buffet who always get a profit of 500%, 1000% or 2000% who you can hold till your target reached. He has just announced retirement, so you can replace him now.