

US Stock Express

Daniel Yue

Email: info@ihandbook.org

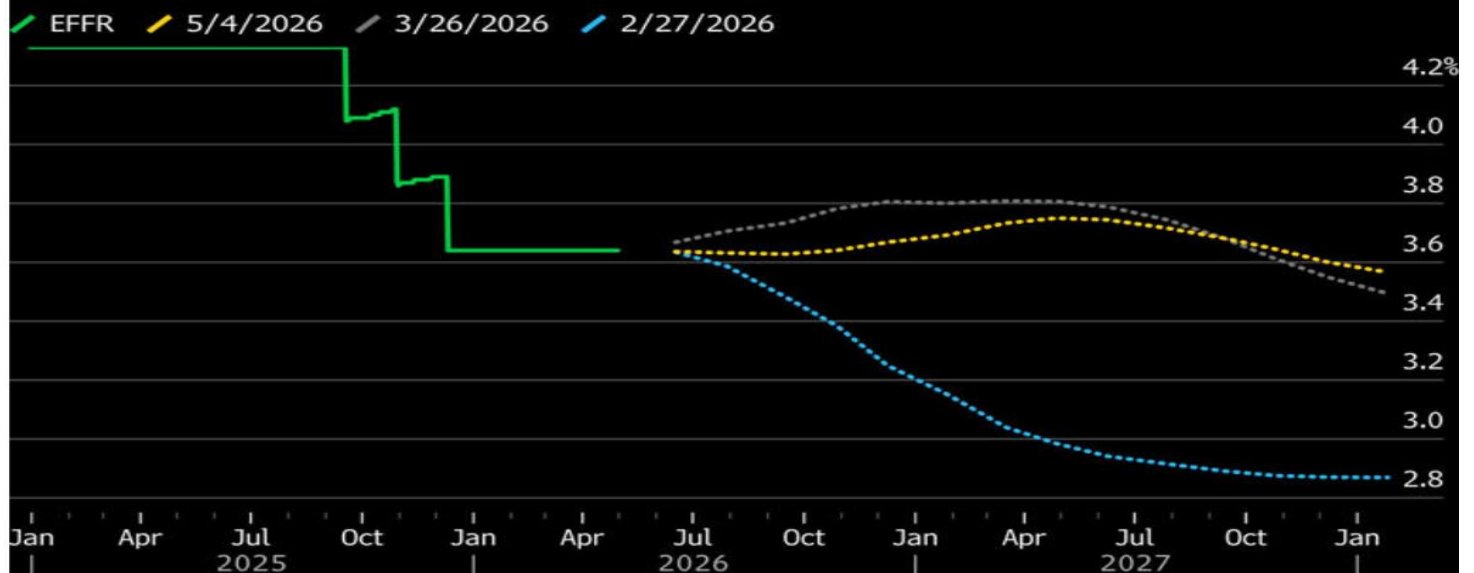
www.ihandbook.org

©



Fed's Policy Path Projections

Swaps-implied expectations for US overnight rate see possible hike in 2027



Note: Projections based on overnight index swaps linked to Fed decision dates
Source: Bloomberg

Bloomberg

主要央行利率 Major Central Bank Rates 2026/05/06

國家 Country	最新利率 Rate	先前變動 Change	變動日期 Date
美國 US	3.50% – 3.75%	-0.25	2025/12/11
歐洲 EU	2.15%	-0.25	2025/06/11
日本 Japan	0.75%	+0.25	2025/12/20
英國 UK	3.75%	-0.25	2025/12/19
澳洲 Australia	4.35%	+0.25	2026/05/26
紐西蘭 NZ	2.25%	-0.25	2025/11/26
加拿大 Canada	2.25%	-0.25	2025/10/30

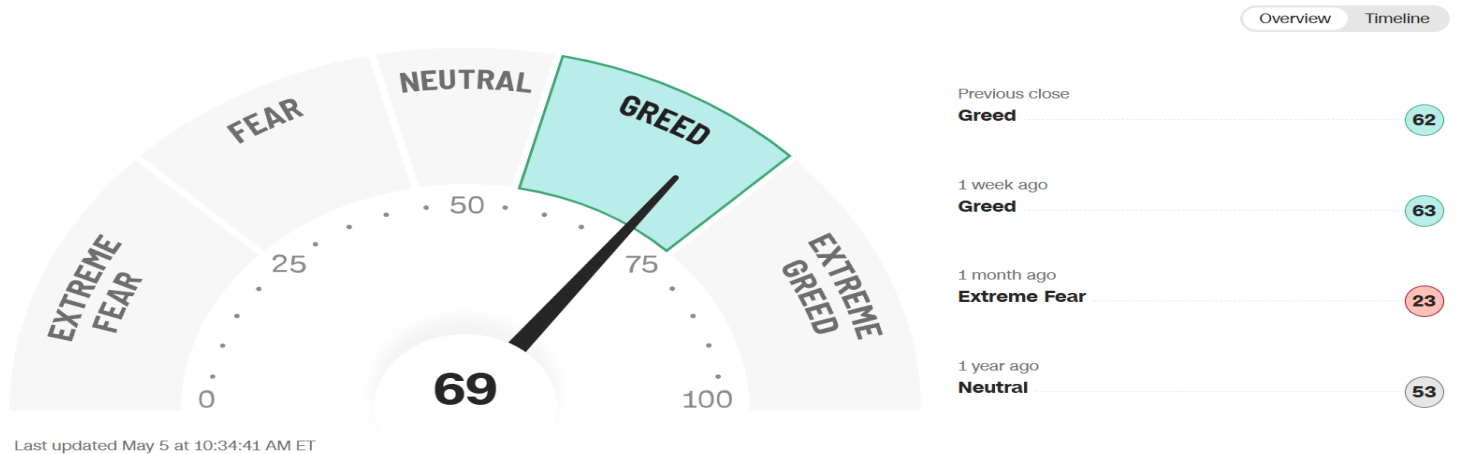
Interest Rate changes normally come to effect the following day after announcement, but European Central Bank is one week after announcement. This table shows the effective day and not announcement date.

*Risk disclosure: Price can go up and down at any moment, use free money to trade and bear the risk according to your own capital;
Never trade with money that has a deadline for withdrawal.
All suggestions are for reference only, even AI cannot be 100% reliable, final decision still lies upon investors.
Copy trading cannot replicate another trader's background or psychological state.*

Fear & Greed Index

What emotion is driving the market now?

[Learn more about the index](#)



YouTube Channel of Daniel Yue: [The best time to buy Lottery & US stocks weekly - YouTube](#)

North East West South is NEWS

The Reserve Bank of Australia announced a 25 basis point increase in the Australian dollar cash rate to 4.35%, citing soaring fuel prices pushing up inflation, and stated that economic pressures were primarily stemming from instability in the Middle East.

South Korea's KOSPI index hit a new record high, closing up 338 points at 6936, a 64.6% increase year-to-date, making it one of the best-performing major stock markets globally. Surpassing \$4.04 trillion, it surpassed the UK for the first time to become the world's 8th largest stock market, indicating that global funds are accelerating their allocation from traditional financial and energy markets to Asian stock markets, including South Korea and Taiwan, which hold key positions in the AI hardware supply chain.

Alphabet Inc. issued its largest-ever euro-denominated bond, attracting strong demand and raising at least €9 billion (\$10.5 billion) to support its artificial intelligence development plans.

Senior US military officials stated that the US military destroyed six Iranian ships and intercepted multiple missiles fired at warships and merchant vessels, while Iran launched cruise missiles near a US destroyer in a show of force.

Iran attacked US forces more than 10 times during ceasefire, top general says, adding it is below "threshold" for restarting combat.

Music Therapy Channel: [Music Therapy & Daniel Yue - YouTube](#)
This channel cannot make you rich, but aiming at your mental relaxing to re-charge your energy.

Teaching Videos with Electronic Handouts


By Daniel Yue



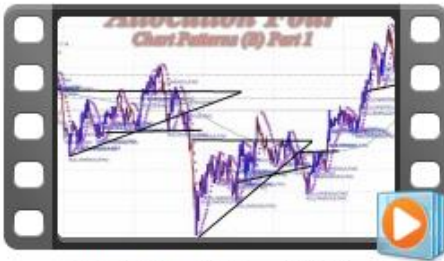
155 - A1 Essence New Ver26a



156- A2 Investment Terms ver 31a1



157 - A3 Chart Patterns (A) ver 23



158-A4 Chart Patterns (B)1 Ver 17



159-A4 Chart Patterns (B)2 Ver 25



160 - A5 Candle Sticks (A) Ver 21



162-A6 Candlesticks (B) ver 35A



165-A7 Wave Theory Ver 27



166-A7(Part III) Average Lines V25



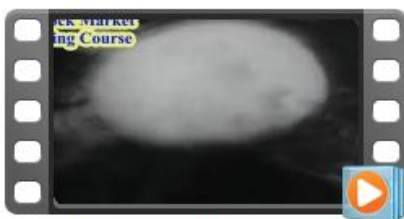
171-A8 Technical Indicators Ver25



175- A9 Economic Indicators VER 35



176-A10 Interest Rate VER 22



177-A11 International Organizations VER 25



180-A12 Live Examples VER 24

Please contact Professor Vitaliy for details

“Start of Summer” can be seen in Stonehenge of the UK, but now only members of the Royal Astronomical Society can enter into that circle. General tourists cannot enter now.



3-year chart of ARKX by Cathy Wood, Goddess of Stocks.



3-year chart of BRK.B by Warren Buffett, God of Stocks.



World Observation

Day 1533
Russia/Ukraine Conflict

Warning of Warren Buffett

After Trump launched Project Freedom, both sides re-opened fire again. As I have said, when war breaks out, the first that dies is truth. Trump said that 2 ships passed the Strait safely, Iran denied and said no. Instead, they shot missiles at a US warship and drove them back, the US said no such thing, and they sunk 6 Iranian boats for lying mines.

Danish shipping giant Maersk announced that one of its ships, escorted by the U.S. military, has successfully passed through the Strait of Hormuz.

As the Start of Summer comes on May 5th, and culmination is on Jun 21st the Summer Solstice. Three major indexes continue to go up; their support is the 10-SMA. QQQ running stronger than NASDAQ, and NASDAQ stronger than S&P, S&P stronger than DJIA. Actually, reopening of fire is an unfavourable news to the stock market. It made petroleum go up, nearly double as the beginning of the war in late February. The Australian Reserve bank had to increase interest rates and it will be a pressure on other central banks. It also bring about another argument on the 60-day wartime limit, should ceasefire be considered as part of the war or war is over. A conflict between White House and Congress!

Stock prices continue to go up and break record high, not just in the US but also in Asia and other parts of the world. The greatest area affected by oil through the Hormuz Strait is East Asia, and now the KOSPI of Korea and Nikkei of Japan are at record high again and again. No matter good news or bad news, there is only one response, rise, rise, rise! This is a

typical bull market. Chinese Geomancy has “Start of Summer”, but western astrology always mixes up with Summer Solstice. They are unable to know what is happening on May 5th.

For current situation of incessant record high when facing bad news, Warren Buffet warned of gambling and not church of investors being too optimistic. BRK.B is holding \$400 billion cash now. Those that have a market diary should remember they held 31% cash in early November and now increased to 33% in May 2026. Mind that in this annual meeting the CEO is Abel and Buffett is just an advisor sitting by the side.

Let’s go back to May 2025. After the announcement that Warren Buffett would retire by the end of 2025, the price of BRK.B started to fall. At that time the market was rebounding from the Liberation Day low of April 7th and all other stocks started to rocket up, but BRK.B went down because people thought that no one can replace Warren Buffet, the God of Stocks. However, the stocks of Cathy Wood, the Goddess of stocks continue to rocket up. Such as ARKQ, ARKW, ARKF, ARKX. Investors can try the ARK series. Please refer to the classifications of AI on following pages.

Cathy Wood once purchased PLTR and sold it at \$180, it then went up to \$190 and later \$130. She also said the year 2026 is a year for Bitcoin and now it is above \$80,000 again.

The future of Hormuz Strait is full of uncertainty. But the market is still very optimistic. So, what should we do? Warren Buffett said investors like to enter casinos that are full of gambling air instead of a church. Maybe the latter represents a serene and calm heart where you can also get it from my YouTube channel of Music Therapy.

Keep Calm and Carry on!

Berkshire Hathaway's cash pile has reached a record near \$400 billion, the highest in its history, representing roughly **one-third of its total market value and investment base**. Warren Buffett warned that the current market environment is dominated by speculation and "gambling mood," signaling caution for investors. CNBC



GPT-5 is here - OpenAI

Passed Turing Test as AGI (super AI) level

Berkshire Hathaway Cash Position

- **Cash holdings (Q1 2026): ~\$400 billion** (record high) CNBC
- **Ratio to total investments:** Around **30–33%** of Berkshire's market capitalization and portfolio (inference based on ~\$1.2 trillion market value).
- **Reason for high cash:** Lack of attractive large-scale deals, preference for liquidity, and cautious stance amid uncertain global conditions.

Buffett's Market Warning

- **"Gambling mood" in markets:** Buffett emphasized that retail and institutional investors are treating markets more like casinos than investment platforms. CNBC
- **Not an ideal investing environment:** He noted that valuations are stretched, opportunities are scarce, and Berkshire is unwilling to chase overpriced assets.
- **Implication:** Holding cash is both a defensive measure and a signal that Berkshire sees limited value in current equity markets.

Strategic Implications

- **Liquidity advantage:** With \$400B cash, Berkshire can act quickly if markets correct, acquiring distressed assets or making strategic investments.
- **Defensive posture:** Suggests Buffett and Abel expect volatility or downturns, preferring safety over forced deployment of capital.
- **Market signal:** When Berkshire hoards cash, it often precedes periods of turbulence or overvaluation in broader markets.



What This Means for Investors

GPT-5 is here - OpenAI

- **Caution advised:** Buffett's warning implies investors should be wary of speculative bubbles and avoid chasing momentum-driven trades.
- **Focus on fundamentals:** Berkshire's stance reinforces the importance of long-term value investing rather than short-term speculation.
- **Potential buying opportunities:** If markets correct, Berkshire's cash could be deployed, signaling when valuations become attractive again.

✓ **In summary:** Berkshire Hathaway's record \$400B cash hoard ($\approx 1/3$ of its portfolio) reflects Buffett's view that markets are overheated and speculative. His major warning is that investors are in a "gambling mood," suggesting heightened risk of volatility ahead.

Would you like me to build a **scenario matrix** showing how Berkshire's cash deployment could play out under different market conditions (e.g., recession, sideways market, continued bubble)? That would give you a clearer investment roadmap.



BTC goes up above the \$80,000 level again.

 **ETF Comparison**

GPT-5 is here - OpenAI

ETF	Full Name	Focus Area	Top Holdings (examples)	Sector Weighting Highlights	Expense Ratio
ARKQ	ARK Autonomous Technology & Robotics ETF	Autonomous vehicles, robotics, AI, 3D printing, space exploration	Tesla, Teradyne, AMD, Palantir, Rocket Lab	Industrials (~39%), Tech (~34%), Consumer Cyclical (~15%)	0.75% <small>Yahoo Finance</small>
ARKW	ARK Next Generation Internet ETF	Cloud computing, AI, streaming, e-commerce, social platforms	Tesla, AMD, Shopify, Circle, Robinhood, Coinbase	Tech (~45%), Communication Services (~19%), Consumer Cyclical (~18%), Financial Services (~17%)	0.76% <small>Yahoo Finance</small>
ARKF	ARK Blockchain & Fintech Innovation ETF	Digital wallets, blockchain, payment platforms, peer-to-peer lending	Shopify, Circle, Coinbase, Palantir, Robinhood	Tech (~43%), Financial Services (~30%), Consumer Cyclical (~16%)	0.75% <small>Yahoo Finance</small>
ARKX	ARK Space & Defense Innovation ETF	Space exploration, defense tech, aerospace innovation	L3Harris, Rocket Lab, Teradyne, Kratos Defense, Palantir, Archer Aviation	Industrials (~59%), Tech (~27%), Consumer Cyclical (~7%)	0.75% <small>Yahoo Finance</small>

 **Key Differences**

- **ARKQ (Robotics/Autonomous Tech):** Heavy exposure to industrial and defense-related innovation, plus Tesla and aerospace names. Best for investors betting on automation, robotics, and AI-driven hardware.
- **ARKW (Next Gen Internet):** More software/internet-centric, with exposure to e-commerce, streaming, and crypto-related plays. Strong overlap with big tech and consumer internet platforms.
- **ARKF (Fintech/Blockchain):** Focuses on financial disruption—digital wallets, blockchain infrastructure, and payment systems. Higher exposure to financial services compared to ARKQ/ARKW.
- **ARKX (Space & Defense):** Targets aerospace, defense, and space exploration companies. Strong industrial tilt, with holdings in defense contractors and emerging space startups.

 **Risks & Considerations**

- **Volatility:** All ARK ETFs are non-diversified and highly concentrated in disruptive innovation, making them more volatile than broad market ETFs.
- **Overlap:** Some holdings (Tesla, Palantir, Coinbase) appear across multiple ARK funds, so owning several may reduce diversification benefits.
- **Expense Ratios:** Slightly higher (~0.75–0.76%) compared to passive ETFs like SPY or QQQ, reflecting active management.

 **In summary:**

- **ARKQ** = Robotics & autonomous tech.
- **ARKW** = Next-gen internet & digital platforms.
- **ARKF** = Fintech & blockchain innovation.
- **ARKX** = Space & defense innovation.