

US Stock Express

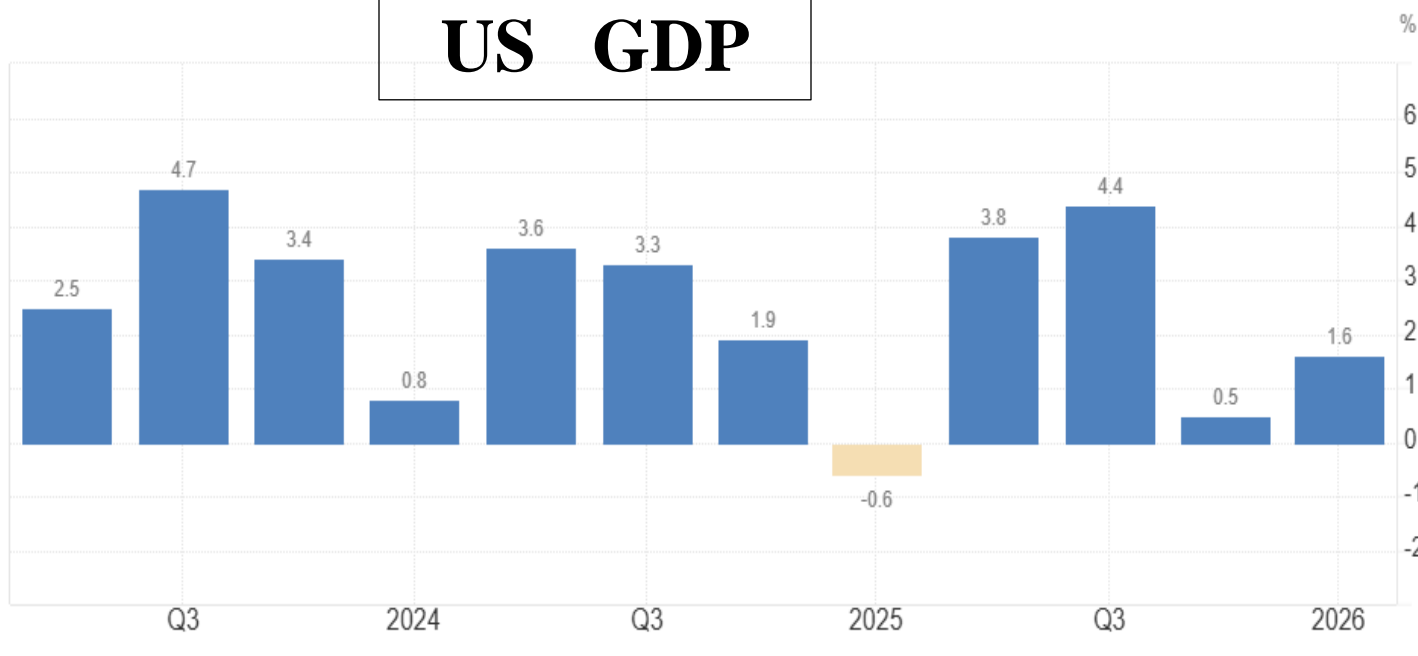
Daniel Yue

Email: info@ihandbook.org

www.ihandbook.org



US GDP



Calendar	GMT	Reference	Actual	Previous	Consensus	TEForecast
2026-04-30	12:30 PM	Q1	2.0%	0.5%	2.3%	1.8%
2026-05-28	12:30 PM	Q1	1.6%	0.5%	2.0%	2.0%
2026-06-25	12:30 PM	Q1		0.5%	1.6%	1.6%

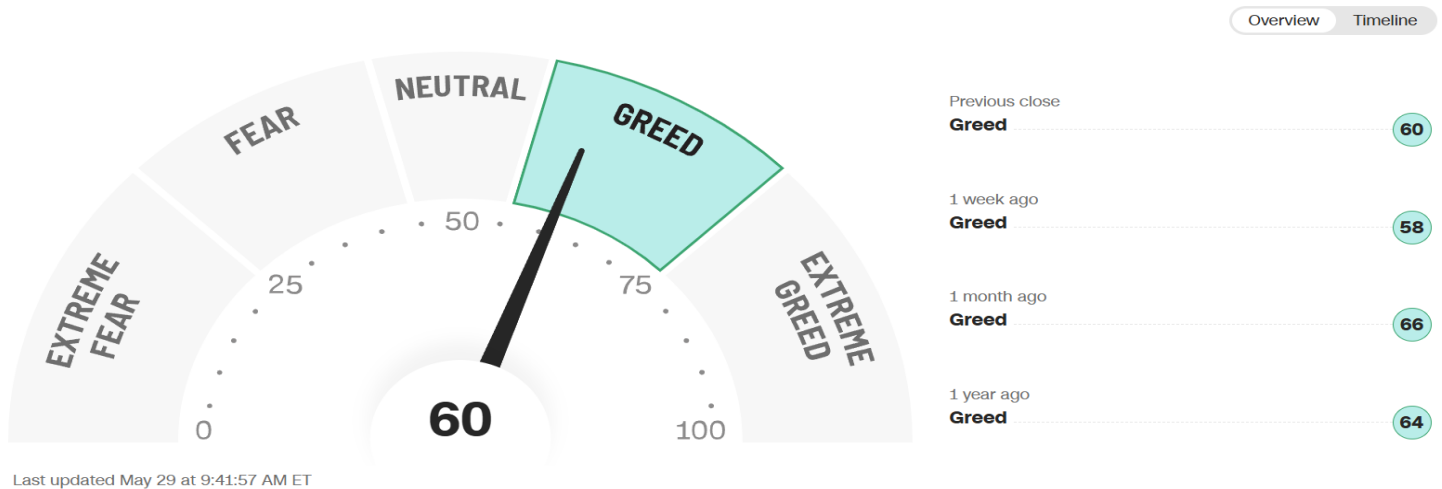
Components	Last	Previous	Unit	Reference
GDP Growth Contribution Consumer Spending	1.08	1.30	percentage points	Mar 2026
GDP Growth Contribution Exports	1.32	-0.35	percentage points	Mar 2026
GDP Growth Contribution Government	0.73	-0.99	percentage points	Mar 2026
GDP Growth Contribution Imports	-2.62	0.13	percentage points	Mar 2026
GDP Growth Contribution Investment	1.48	0.40	percentage points	Mar 2026

*Risk disclosure: Price can go up and down at any moment, use free money to trade and bear the risk according to your own capital;
Never trade with money that has a deadline for withdrawal.
All suggestions are for reference only, even AI cannot be 100% reliable, final decision still lies upon investors.
Copy trading cannot replicate another trader's background or psychological state.*

Fear & Greed Index

What emotion is driving the market now?

[Learn more about the index](#)



YouTube Channel of Daniel Yue: [The best time to buy Lottery & US stocks weekly - YouTube](#)

North East West South is NEWS

The International Monetary Fund (IMF), the World Bank, and the International Energy Agency (IEA) have warned that global fuel shortages could occur during the peak summer demand season if oil shipments through the Strait of Hormuz do not return to normal.

US President Trump indicated he is close to making a decision on a potential agreement with Iran, but Tehran insists that a "final agreement" has not yet been reached to end the Middle East wars.

Meta's AI assistant, Meta AI, is expanding its testing on the Threads platform, currently supporting Argentina, Malaysia, Mexico, Saudi Arabia, Singapore, India, Taiwan, and New Zealand, but Hong Kong is not yet included in the support list.

Tech giants Alphabet (GOOGL-US), Microsoft (MSFT-US), and Meta (META-US) have offered tens of trillions of won in funding to build factories, but these offers have been rejected by South Korean chipmaker SK Hynix. Reportedly, SK Hynix prefers to use its customers' urgent needs as leverage in negotiations, demanding long-term contracts of five years or more with upfront payments and minimum price guarantees.

The New Glenn rocket, owned by Blue Origin, exploded tonight, severely damaging not only the company founded by billionaire Jeff Bezos, but also NASA, which is working with Blue Origin to restart lunar missions.

Music Therapy Channel: [Music Therapy & Daniel Yue - YouTube](#)

This channel cannot make you rich, but aiming at your mental relaxing to re-charge your energy.

Teaching Videos with Electronic Handouts


By Daniel Yue



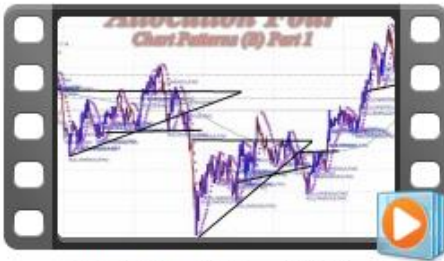
155 - A1 Essence New Ver26a



156- A2 Investment Terms ver 31a1



157 - A3 Chart Patterns (A) ver 23



158-A4 Chart Patterns (B)1 Ver 17



159-A4 Chart Patterns (B)2 Ver 25



160 - A5 Candle Sticks (A) Ver 21



162-A6 Candlesticks (B) ver 35A



165-A7 Wave Theory Ver 27



166-A7(Part III) Average Lines V25



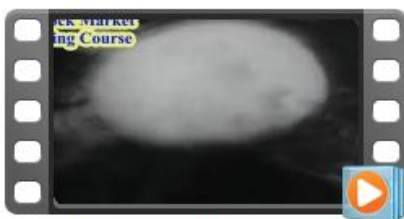
171-A8 Technical Indicators Ver25



175- A9 Economic Indicators VER 35



176-A10 Interest Rate VER 22



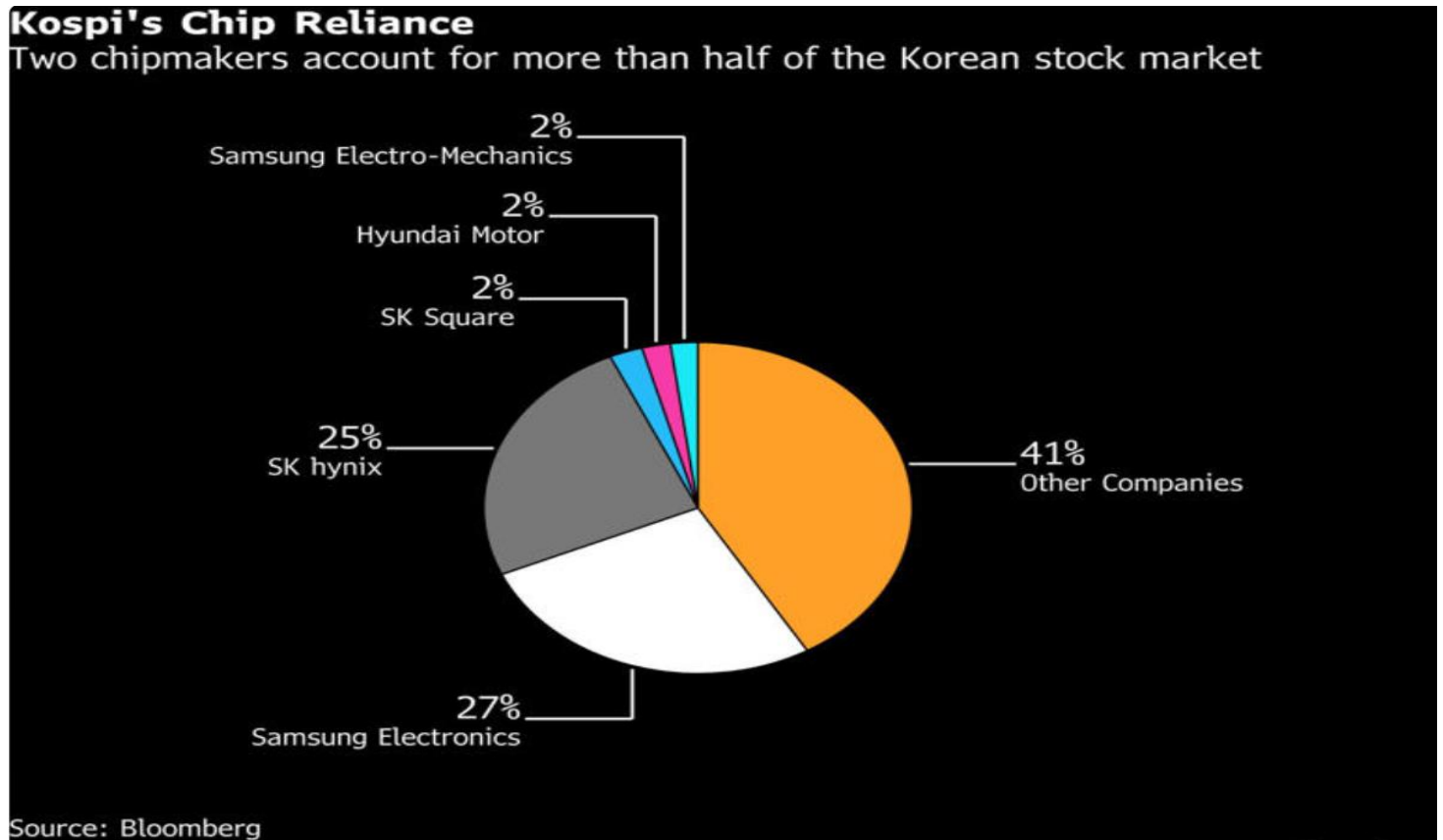
177-A11 International Organizations VER 25



180-A12 Live Examples VER 24

Please contact Professor Vitaliy for details

“Start of Summer” can be seen in Stonehenge of the UK, but now only members of the Royal Astronomical Society can enter into that circle. General tourists cannot enter now.



SK Hynix and Samsung occupied 47% in Korean market, TSM 44% in Taiwan market. TSM ranks no 6 in the world, Samsung 11th and SK Hynix 12th in the world. Don't look down upon them!



WTI is now under the Ichimoku Cloud but within the Bollinger Bands.



Market Observation

Day	1559
Russia/Ukraine Conflict	

Will the economy turn down?

The war in Iran started on February 28 and originally expected it would take 4 to 5 weeks to end, but now it is June, already 3 whole months elapsed. What is the real impact on the economy of the US and the world? Will it turn down? How long can the incessant record highs in the market lasts?

The GDP of the US was announced for Q1 on April 30 which is the first announcement @ 2.0%, and the second announcement of Q1 was on May 28th, it adjusted lower to 1.6%, and the last announcement of Q1 will be on June 25 which is known as the final. The first 2 announcements were just temporary and would be forever cleared. All official records would only put down the final figures. From the adjustment we knew that Q1 was lowered from 2.0% to 1.6%, but in comparison with Q4 of 2025 which was @ 0.5%, it is still greater. But for Q1, only 32 days were in the war period, that is from February 28 to March 31. In Q2, it has already covered 2 months and will be more.

What we have to mind most is the Non-Farm payroll of coming Friday. It is expected to go down from April's 116K to 96K. Unemployment rate will be kept unchanged at 4.3%. It shows the power of recovery in the US when facing the trend of AI replacing human beings.

Above all, it is the CME target rate. Why this is important? It is not just a forecast; it is a trading of the future as commodity. That is market investors are buying the future with real money to expect the interest rate will be changed from rate cut to rate hike. Before the Iranian war, everyone was counting how many rate cuts will occur in 2026 and 2027, now they changed to count the rate hike possibilities.

What has happened? It is simply because of the price of petroleum. It is no mistake that since the introduction of shale oil in 2012, the petroleum crisis occurred in 1973 has been soothed down. In 2015, the production of petroleum in the US had already surpassed Saudi Arabia and the US became the largest producer of oil in the world. The oil crisis that lasted for nearly half a century had already ended. The introduction of clean energy also had great merit to the world economy.

The fact is that the Hormuz Strait would not affect the petroleum in the US and for Europe it also has pipelines and other sea routes. What is affected most is India, China, Japan, Korea and Taiwan, anyway alongside the same route countries. Now the strait is still under the blockade of Iran and anti-blockade of the US. But what you can see are the record highs of Japanese, Korean and Taiwanese stock markets. They are following the US market, and they in turn affect the US market also, for TSM is the 6th largest capital in the world, Samsung 11th and SK Hynix 12th. The fall in mainland China and Hong Kong market is due to the ban on cross-border trading of US stocks and has no relation with the Middle East problem.

Price of WTI is still under the watershed of \$100, when under this watershed we can say the price is not so high. But once really was over no matter for Brent oil or WTI, now both are under the Ichimoku Cloud which means the uptrend is not so strong and people are expected to have a down trend. However, there are still over 1,000 commercial ships stuck inside the Persian Gulf. If the blockade is lifted, a lot of supply will rush into the market and there will be a cliff fall of oil prices. So do not touch the energy stocks now.

Basically, there is no shortage in supply of oil. In America there is shale oil and in Europe still a lot of supplies through pipelines and North Sea Oil. The supply is stable, but about 1,000 tankers still blocking inside the Persian Gulf. What will be its impact? One day when the Hormuz Strait re-opens, just guess what will the oil price be on the opening day !!!!!

Last 255.550 Change +16.350 (6.835%)

Updated: 2026/05/29 20:18 EDT

Snowflake Inc. (SNOW.US)

6 months (daily)

SMA(10):184.358 SMA(20):166.151 SMA(50):155.979 SMA(100):171.886 SMA(250):205.043
www.aastocks.com

AASTOCKS.com Copyright © 2026
29/05/2026 O:240.69 H:256.21 L:239.5 C:255.5



SNOW

Cathy Wood purchased SNOW and DELL (see page 13)

Dell Technologies Inc. (DELL.US)

6 months (daily)

SMA(10):285.456 SMA(20):259.998 SMA(50):215.858 SMA(100):171.514 SMA(250):148.154
www.aastocks.com

AASTOCKS.com Copyright © 2026
29/05/2026 O:418.0 H:429.151 L:402.27 C:420.91



DELL

Too risky to chase high now, better wait for refilling the jumping gap.



Both META and MSFT are below the 250-SMA, can buy at low for they are believed to be undervalued.



Last 205.830 Change -0.580 (0.281%)

Updated: 2026/05/29 20:18 EDT

iShares MSCI South Korea ETF (EWY.US)

AASTOCKS.com Copyright ©

6 months (daily)
SMA(10):188.872 SMA(20):184.36 SMA(50):157.102 SMA(100):141.50 SMA(250):105.293
www.aastocks.com

29/05/2026 O:206.11 H:208.12 L:204.48 C:205.83



EWY

Can buy Korean ETF if you are interested in Samsung and SK Hynix, better wait for refilling gap.

Last 156.540 Change +13.200 (9.209%)

Updated: 2026/05/29 20:18 EDT

Palantir Technologies Inc. (PLTR.US)

AASTOCKS.com Copyright ©

6 months (daily)
SMA(10):138.483 SMA(20):137.807 SMA(50):141.793 SMA(100):147.232 SMA(250):158.831
www.aastocks.com

29/05/2026 O:147.825 H:157.7794 L:145.79 C:156.54



PLTR

PLTR is going to start another bull trend, better buy before penetrating the 250-SMA.

Last 143.480 Change -4.550 (3.074%)

Updated: 2026/05/29 20:18 EDT

Rocket Lab Corporation (RKL.US)

AASTOCKS.com Copyright © 4

3 year (daily)

29/05/2026 O:139.94 H:144.0 L:134.05 C:143.4

SMA(10):136.367 SMA(20):118.093 SMA(50):91.251 SMA(100):84.132 SMA(250):62.833

www.aastocks.com

R K L B



It's too late to buy now, for those that missed the Mars landing stocks only have to regret.

Last 211.140 Change -3.110 (1.452%)

Updated: 2026/05/29 20:18 EDT

NVIDIA Corporation (NVDA.US)

AASTOCKS.com Copyright © 4

8 year (weekly)

29/05/2026 O:216.54 H:218.18 L:208.78 C:211.1

SMA(10):200.893 SMA(20):191.998 SMA(50):183.602 SMA(100):155.086 SMA(250):84.705

www.aastocks.com

N V D A



Short term investor or day trader can never earn such accumulation.



Market Observation

All Flowers Are Freely Blooming

BTC/USD

\$74043.16

-28.62% (1 year)

The market condition is in a state of freely blooming, including space industry, AI, semiconductor and AI infrastructure beyond chips. Please refer to the elaboration of GROK on page 13. The UAP decryption cannot block space industry, the unemployment fear could not hinder development of AI, robots arouse mass layoff of staff but still blooming. The peace talks in Iran always said progress seen, but still in indirect negotiation and no face-to-face talks. But every individual investor suddenly becomes God of stocks, for when the market goes up, everyone can earn a lot.

Stocks in high level are hard to chase, but when they chase still can get some profit, those dare not chase just watching others earn. No matter its copy trade or not, all stocks are rising and hard to guess where is the top. Basically, it is quite easy to catch the bottom for it would not drop incessantly, so just buy in and rebound would not be so far. However, it's quite hard to guess the top for it continues to rise for bull market is normally known as slow bull, that is breaking record high incessantly, no matter good news or bad news, it keeps on rising and will be quite time consuming to watch until it turns back.

NVDA got some good news in November 2025 but could not rise, it started a trend of going down on good news like TSLA and the Magnificent Seven. It goes horizontally so Cathy Wood sells them off in March and NVDA reached bottom and turned up. But she sold PLTR nearly at high and it fell from \$200 to \$130 and now rebounding. She

also purchases TEM at low, but she purchases SNOW and DELL and rocket up suddenly. So how can you do the coy trade? A lot of people are asking are they worthy of chasing? Only can buy after refilling of jumping gap, but it such a case it needs to wait for a long time. They are all above the 250-SMA now.

So better try some under this line, they are under the 250-SMA and are on top 10 of market capitalization. They have strong power or recovery even after falling. They have promising outlook than other stocks which are out of top 10; such as MSFT and META.

Korean market is on record high for those that cannot buy the Samsung and SK Hynix can try the EWY or DRAM, the latter is a new ETF.

Meanwhile PLTR is rising again and still under the 250-SMA. TEM is in a position which can help people live to over 150 years of age, also under the 250-SMA. A new trend of health products stocks is coming now. Mind that the first group of people that can live to 150 years of age has been born in 2026, and will be more as time goes by. It would not have a revolutionary point in a single day, instead the change will be gradually. That means a lot of time for investors to buy in.

Under the trend of AI, MU and SMCI are also very hot. Again, only can wait after the refilling of jumping gap. Be patient, they would not happen tomorrow, still need to wait for some time. The IPO of SPCX made a lot of stocks rising, such as RKL B actually is their competitor, but also rises now. When the market is on record high, there should be another kind of strategy, and it needs more technique and experience than facing a bear market.

Cathie Wood/ARK Invest did sell a significant amount of NVDA in late March 2026 (around \$27–36 million across a couple of days), as part of rotating out of large-cap AI hardware plays. [Yahoo Finance](#)

Why the move?

- **Valuation concerns:** NVDA had become very expensive after its massive run. ARK viewed it as "fully priced" compared to earlier-stage opportunities. [YouTube](#)
- **Reallocation strategy:** Not bearish on AI overall, but shifting capital from mature AI infrastructure (chips) into higher-conviction, earlier-stage areas like cloud computing/data platforms, AI-powered healthcare/biotech, and compute-as-a-service. This is classic Cathie Wood: high-conviction, disruptive innovation focus with active rotation. [Yahoo Finance](#)
- **Broader context:** This happened amid market volatility/correction pressures in tech.

SNOW and DELL context

- **SNOW (Snowflake):** ARK has shown interest in cloud/data plays. Recent news highlighted Snowflake's big multi-year AWS deal (with Amazon, which ARK has been buying), aligning with ARK's cloud/AI data theme. Direct large recent buys of SNOW aren't the most prominent in the latest reports, but it fits the rotation narrative you mentioned. [Yahoo Finance](#)
- **DELL:** Less prominently highlighted in the specific March trades I see, but it fits the "AI infrastructure beyond pure chips" theme (servers, enterprise AI hardware/cloud adjacency). ARK often rotates into such names during rebalancing.

Other key changes and recent buys

ARK has been active in:

- **Amazon (AMZN)** — Recent buys (e.g., ~\$6.4M on May 27) — strong cloud/AI infrastructure play. [Yahoo Finance](#)
- **Tempus AI (TEM)** — Healthcare AI/genomics focus.
- **Cerebras (CBRS)** — Newly public AI chip company (wafer-scale, alternative to traditional GPUs).
- **Kratos Defense (KTOS)** — Defense/tech.
- Others like CRISPR (CRSP), Robinhood (HOOD) in fintech/crypto adjacency, etc.

They've trimmed some other big names (e.g., AMD, certain semiconductors) alongside NVDA to fund these shifts. [Seeking Alpha](#)

Outlook

- **ARK's view:** Bullish on AI long-term but believes the biggest upside is now in applications, data platforms (like SNOW), cloud ecosystems, and AI-enabled biotech/health rather than just chipmakers. They see multi-year secular growth in these disruptive areas.
- **Risks:** ARK funds are volatile and can underperform in "risk-off" or value-driven markets. Their style is high-conviction growth, so big drawdowns are common (as seen historically).
- **NVDA specifically:** Still a major AI leader; selling doesn't mean the bull case is dead, just that ARK prefers deploying capital elsewhere for better risk/reward in their framework.

This is based on ARK's transparent daily trade disclosures and public commentary. Their strategy is thematic and can change quickly with new data. For the absolute latest, check ARK's official daily trades site.